

- 1. Visit Empower e-services portal at <http://e-service.empower.ae/>
- 2. Register with Empower by using your Empower account number, registered e-mail address or mobile number. Press 'Check Account'
(If already registered, then click on the 'Login Page' and follow from step 4)

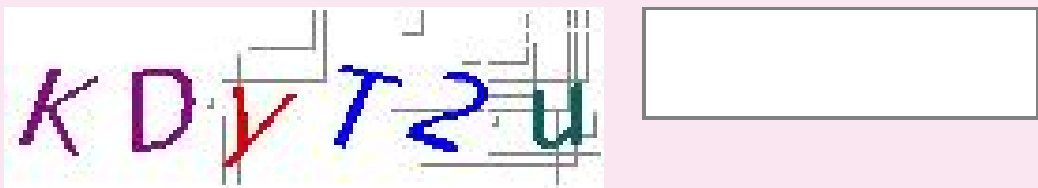
Enter your Empower Account Number : *

Registered Email : *

Or

Registered Mobile No : * ?

Please enter code appearing in the image(Case Sensitive)



Check Account

Already registered? [Login page](#)

3. Create your **User name and Password**, security question and agree on Terms & Conditions

Username : * ?

Password : * ?

Re-Type Password : *

Security Question : * ▼

Security Answer : *

I Agree the [Terms & Conditions of Empower](#)

[Create Login](#) [Back](#)

4. Login by your **User name – Password**



Thank you for activating Empower eService

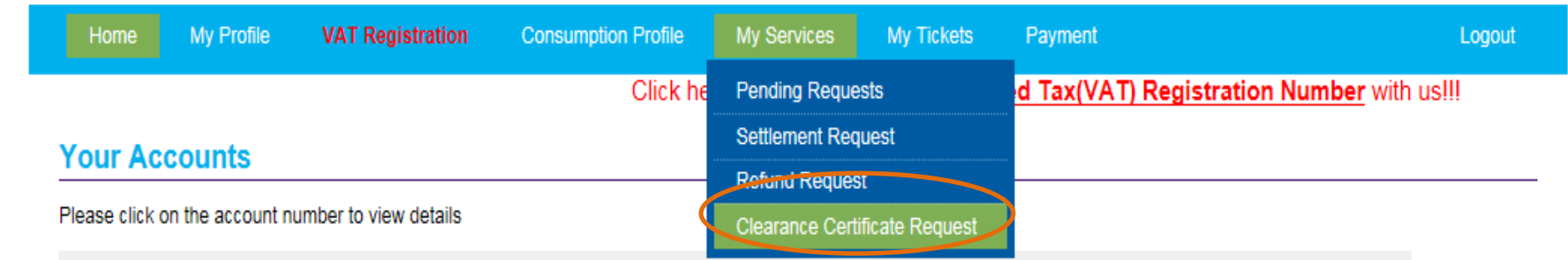
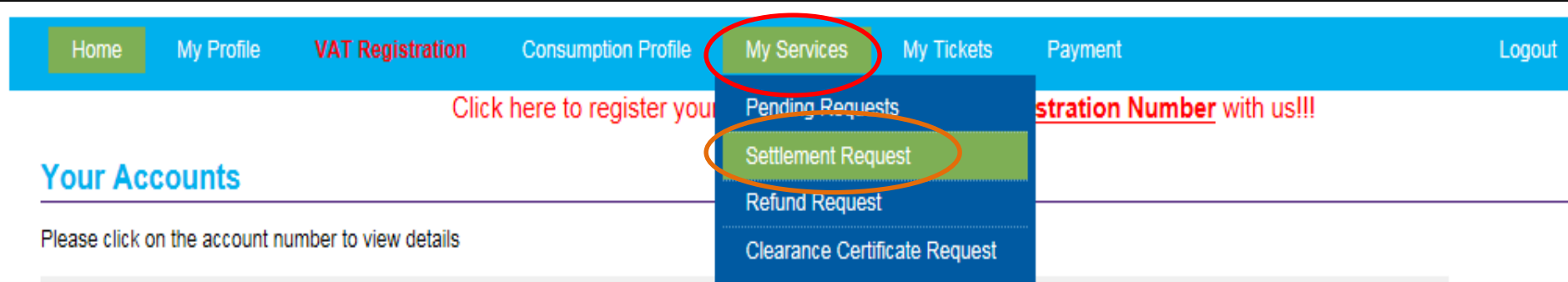
You'll shortly receive an email confirming your registration. If you don't receive this within a few minutes please get in touch with our customer care team.

Email: billing@empower.ae
Landline: 04-3755300

Remember to check your junk mail folder also.

[Click here](#) to log in.

5. Go to **My services** and **Raise the desired request i.e. Settlement request or Clearance Certificate request**



6. Upload all the required documents as listed on the right portion, agree on Terms & Conditions, then submit your final settlement or clearance certificate request



[Click here to register your Value Added](#)

Submit Final Settlement Request

Name **Abdulrahman Abdullah S Al Afaliq**

Select Account & Premise

1111111111 - SAFEER TOWER-2 Apt 000

Account Current Balance **AED 0.00**

Account Type **Unit Owner**

Settlement Date

Choose date between 05/12/2018 and 30/12/2018

23/12/2018



Last Bill Date 05/12/2018

Latest Title Deed *

Choose File

No file chosen

Latest Title Deed(Optional)

Choose File

No file chosen

ID Proof (Latest Emirates ID/Passport Copy) *

Choose File

No file chosen

ID Proof (Latest Emirates ID/Passport Copy) - Optional

Choose File

No file chosen

I agree [terms & conditions](#)

Submit

Document Requirements

Owner Settlement

- ID Proof: (Emirates ID/ Passport)
- Trade License (in case of company)
- Title Deed

Tenant Settlement

- ID Proof: (Emirates ID/ Passport)
- Trade License (in case of company)
- EJARI/Tenancy Contract
- Early Termination Letter : If there is an early termination of the tenancy contract
- NOC Letter is required wherever the full building is leased out by Building owner. (E.g. Dubai Properties, Dubai International Real Estate, First Investor/ Middle East Real Estate, Tecom Investments, etc)

7. You will be notified once your final bill is issued, then please login again to your Empower account and select your refund type in 'My Services'



- Home
- My Profile
- VAT Registration
- Consumption Profile
- My Services
- My Tickets
- Payment
- Logout

Click here to register your VAT Tax(VAT) Registration Number with us!!!

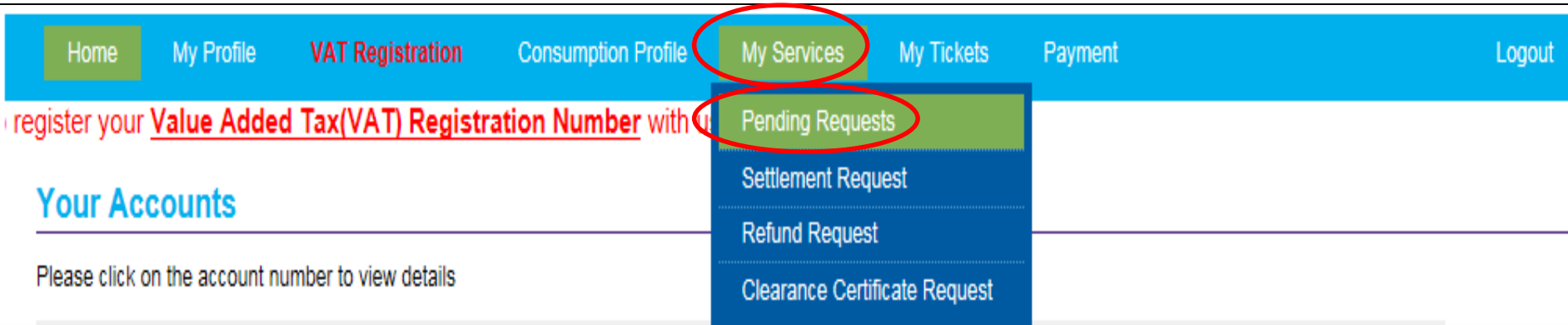
Your Accounts

Please click on the account number to view details

- Pending Requests
- Settlement Request
- Refund Request
- Clearance Certificate Request

Account Number	Address	Balance	Status
----------------	---------	---------	--------

8. Login to your Empower account and select 'Pending Requests' in 'My Services' to track online the status of your request



Thank you